

LUCRIS at LUSEM

- a very quick guide

Updated with ORCID information!

2021-04-30

Introduction

LUCRIS is Lund University's research information system. Among other things, researchers can register projects and activities such as conference participation, external academic engagements, and outreach ("tredje uppgiften"). LUCRIS stands for Lund University Current Research Information System. The public web portal is called Research portal. It displays the system's information in a uniform way, increasing the visibility of research conducted at Lund University. The system plays an important role in evaluations of the university's research.

Personal profile at LUSEM

All persons teaching or pursuing research (including PhD-students) must enter the following information content:

Please note that the presentations may not exceed ten lines.

- A general presentation of your research in English and Swedish (if applicable)
- A general presentation of your teaching in English and Swedish (if applicable)
- A general presentation of your outreach in English and Swedish (if applicable)
- If you leave the box for Swedish empty, please paste this text:
 - För mer information - gå till den engelska versionen av denna sida.
 - For more information - go to the English version of this page.
- Subject classification of your research (maximum three alternatives) according to the Swedish Higher Education Authority's classification list. The list is available in the system
- Your profile picture is uploaded centrally at LUSEM. If you do not have one, please send an e-mail to: info@ehl.lu.se

PhD-project

PhD-students must also enter the following information content:

- A presentation of your PhD project, namely:
 - Title
 - Project description
 - Starting year and planned finishing year
- Your main and assistant supervisors
- Subject classification of your research (maximum three alternatives) according to the Swedish Higher Education Authority's classification list. The list is available in the system

Finding your personal profile

To find your personal profile in LUCRIS, please go to

<http://lucris.lu.se> and log in using your LUCAT-id.

The public version of your profile:

<http://portal.research.lu.se/portal/>

Starting page and editing your profile

Once you have logged in, you will see an overview of your current information. To start editing your profile, please click “Edit profile” below your name (top left corner) and follow the instructions in the print screens below.



Astrid Kander
Phone: +46462227483
Mobile: +46709942329
Email: astrid.kander@ekh.lu.se
Department of Economic History, 2015/09/21 → present

[View personal profile page in the LU Research portal](#)
[Update personal information in LUCAT](#)

[Edit profile...](#)

My research | My profile


Overview | Research output | Activities | Awards | Projects

Research output	79
Article	20
Paper, not in proceeding	20
Working paper	12

Activities	
Public lecture/debate/seminar	
Participation in conference	
Invited talk	

Once you have clicked on “Edit profile”, the screen on the next page appears.

Edit profile

 **Astrid Kander**
Person

Personal identification ⓘ

First name(s) Astrid	Last name * Kander	Nationality Sweden ▼
-------------------------	-----------------------	-------------------------



Name variant
Add name variant...

The nationality is for evaluation purposes and will not be shown in the research portal.

Title
Professor Title
Add title...

Name and title comes from LUCAT.

ID
6505941178 Scopus Author ID
Add ID...

Profile photos
 **ekh_aka.jpg** Portrait
ekh_aka.jpg, 125 KB, image/jpeg
 **ekh_aka.jpg** Portrait
ekh_aka.jpg, 121 KB, image/jpeg
Add file...

Links
Add link...

Your profile picture is uploaded centrally at LUSEM. If you do not have one, please send an e-mail to: info@ehl.lu.se

Add link to research homepage, Google Scholar profile etc.

Curriculum and research description ⓘ

Profile information

Write a descriptive text about your 1) research 2) teaching 3) outreach. You will find each category in the curtain menu. Use English and Swedish (if applicable). See examples below. MANDATORY.

Examples of presentation texts

Your presentation should be written using a first-person narrative and be limited to a maximum of ten lines.

If you leave the box for Swedish empty, please paste this text:

- För mer information - gå till den engelska versionen av denna sida.
- For more information - go to the English version of this page.

Some examples are presented below:

Research presentations

1) My main research area concerns the study of creativity in domains such as design, engineering, cuisine, architecture and software design. Using video recordings of creative teams at work, I study the underlying cognitive processes and mechanisms of creative work. Furthermore, I utilize experimental research and quasi-experimental research methods to study both the generation and selection of creative ideas. Finally, I study the evaluation of creativity; how to select the right ideas for progression at gates in innovation processes; how creative evaluation is handled in various domains; how consumers or users come to perceive a product as creative or innovative.

2) My research focus is behavioral, reflecting the time I have spent at the “sharp end” of finance as a fixed income trader. I approach the subject broadly, running experiments related to household finance, analyzing the savings behavior of individual investors, and even generating theories of human evolution. My latest research involves building models to connect psychology and asset pricing, and testing them using stock market data.

3) My research interests are within corporate finance and corporate governance, including many hot topics like executive compensation, incentive-based pay, pay-out policy, and corporate governance in the Danish banking sector. Much of the research has received extensive attention in the media and has been used in connection with recent work on changing recommendations and regulations. In addition, I have received different awards for the practical relevance of my research and for the dissemination of the research.

Presentation of teaching

1) My main areas of teaching are microeconomics, mathematical methods for economics and trade theory at all levels (from introductory level to PhD courses). I have been nominated to pedagogical awards several times by my students.

2) I have extensive teaching experience in financial economics. Courses I teach on a regular basis include fixed income securities, portfolio selection and option theory. In addition, I have supervised and examined numerous bachelor and master theses.

Presentation of outreach

If applicable, please state how you reach out to society (“tredje uppgiften”).

The personal profile continues below.

Organisational affiliations ⓘ

Organisations *
STAFF

Institute of Economic Research
2015/09/21 – 2016/05/25 (Former)
astrid.kander@ekh.lu.se

Department of Economic History
2015/09/21 – present
astrid.kander@ekh.lu.se

Start date at institution End date at Lund university
1901-01-01 No value
Example: 2002-10-21

This information is imported from LUCAT. If incorrect you have to go through the LUCAT administration at your institution.

Leave this field if you do not have a specific starting date.

Positions outside of LU and previous positions ⓘ

External positions
Add External Position...

Education / Qualification ⓘ

Education / Academic qualification
Add education / academic qualification...

Professional Qualifications
Add professional qualification...

This field is for those of you who have another professional qualification relevant to you as a researcher. For example Lawyer, MBA, Medical Doctor. Shown under your name in the research portal.

Keywords ⓘ

UKÄ SUBJECT CLASSIFICATION ⓘ

Social Sciences · Economics and Business · Economic History
Add UKÄ subject classification...

Add 1-3 subjects from the UKÄ-list. Often one is enough. MANDATORY

KEYWORDS

Environmental Economic Climate Change Sustainable Growth Innovation Energy

Visibility ⓘ

Visibility
Public – No restriction

Write down keywords and JEL-Codes that describe your research. Add Swedish keywords by clicking on the Swedish flag (top left hand side).

Save



Do not forget to save!

Research output

Your research output has to be registered in LUCRIS. This is the only module where your registered information is quality controlled before becoming public. LUCRIS has been adapted to the guidelines developed by the National Library of Sweden, created to facilitate nationwide evaluations. The library at the School of Economics and Management is automatically notified when you enter a new publication and is ultimately responsible for controlling and validating your registrations in the system. New publications in Scopus will be imported automatically by the University library staff. You are also able to import publications yourself from a selection of databases.

Adding research output

The screenshot displays the LUCRIS user interface for Astrid Kander. On the left sidebar, the 'Research output' menu item is circled in red with a '+' sign. In the center, the profile for Astrid Kander is shown, including contact information and department details. A red arrow points from a text box to the profile section. The text box contains the instruction: "Add new activities, projects or research outputs by clicking on 'Add new' or beside the category." On the right-hand side, a green 'Add new' button is circled in red. Below the profile, a table shows the distribution of research outputs:

Research output	Count
Article	20
Paper, not in proceeding	20
Working paper	12
Book chapter	8

After having clicked “Add new” or the “+” sign, the following screen appears.

Choose submission

- Submission guide
- Research output**
- Create from template
- Import from online source
- Import from file
- Activity
- Curriculum Vitae
- Project

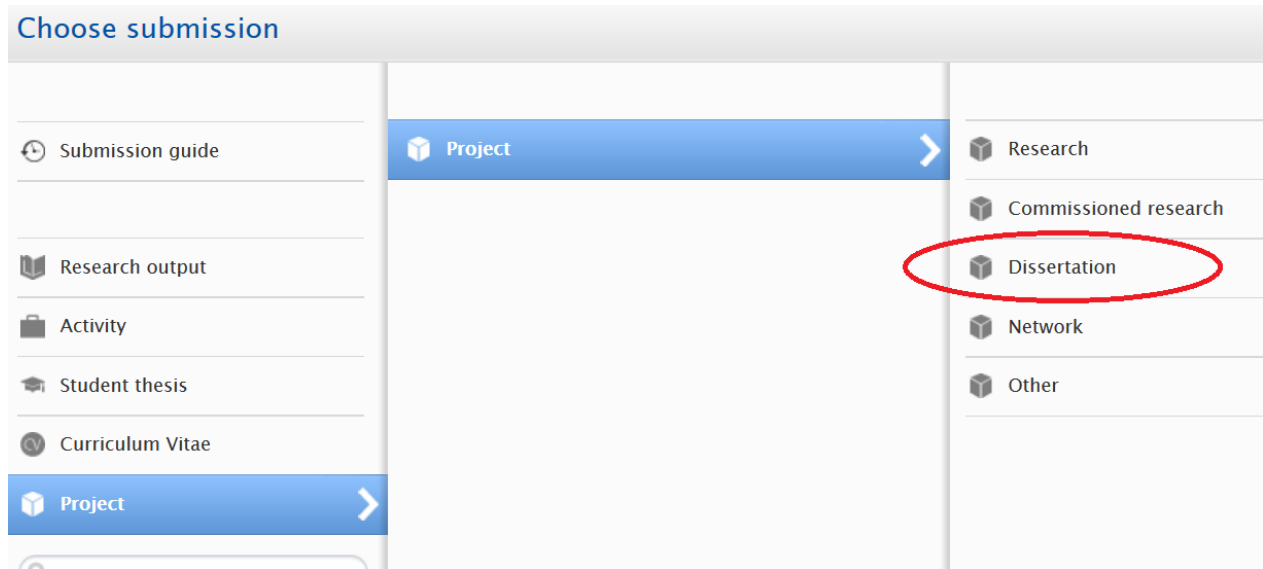
- Contribution to journal
- Chapter in Book/Report/Conference proceeding
- Contribution to conference
- Contribution to specialist publication or newspaper
- Patent
- Other contribution
- Book/Report
- Working paper
- Non-textual form
- Thesis

For more information on how to register your research output, we refer you to the manuals accessible via the links at the end of this guide.

[Go direct to manual](#)

Only for PhD students - register a PhD project

Register your PhD project by choosing Project – Dissertation.



For more information on how to register your dissertation project, we refer you to the manuals accessible via the links below.

[Go direct to manual](#)

Manuals and information

[Video tutorials and instruction manuals](#)

[More information can be found at the Lund University Staff pages](#)

Support

All questions regarding LUCRIS can be addressed to servicedesk@lu.se

Questions regarding registering publications in LUCRIS can be addressed to the LUSEM library researchsupport@ehl.lu.se

To book a personal support meeting write to researchsupport@ehl.lu.se

ORCID + LUCRIS

ORCID is an international researcher ID, used as an identification by many publisher and funders. For you, as researcher, it is an easy way to make sure that your outcome is attributed to you and not anyone else's with the same or similar name.

Lund University is a member of the ORCID consortium and offers you as a researcher to connect your ORCID to your LU account (LUCAT). If you do so your ORCID is imported from LUCAT to LUCRIS and becomes visible in your personal public page at LU's Research portal. You can then choose to export information from LUCRIS to your ORCID profile. This means that you do not have to manually update your ORCID profile with new publications if you add them to LUCRIS. The connection ORCID – LUCAT and LUCRIS – ORCID is something that you as a researcher switch on. It is optional.

[Please use this guide](#)